

**SANT NISCHAL SINGH PUBLIC SCHOOL  
LADWA**

INTERNATIONAL SCHOOL, AKHROD  
2019-2022

# HOLIDAYS' HOME WORK

**2022-23**

**CLASS - 3**



[www.snspsladwa.org](http://www.snspsladwa.org)

## **Dear Parents**

Vacation is a welcome break !

So why not utilize this golden period for family reunion and reiterate your family ties with your kids and relatives. Gear up and utilize your time in the best possible manner. Go ahead with some unique fun activities with your kids. Let's cheer for the 3R's- Rejuvenation, Relaxation and Rebonding ! Have atleast two meals together with your children. Teach them the importance and hardwork of the farmers and ask them not to waste food.

### **GUIDELINES FOR HOLIDAYS' HOMEWORK**

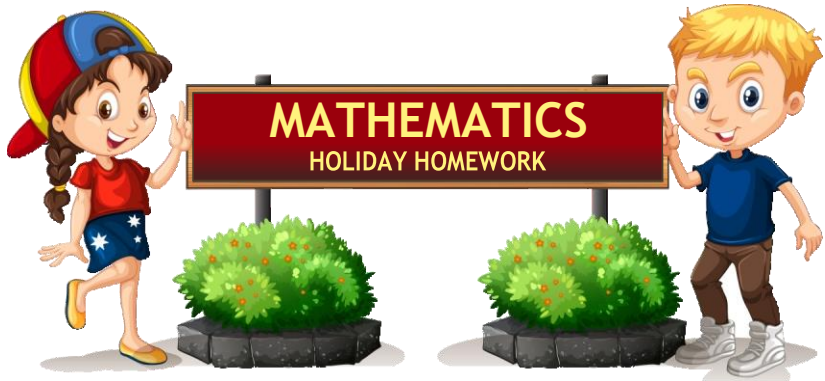
Label your Holiday Homework and submit it in a handmade folder, put in an eco-friendly paper bag made by you using old newspaper/ colourful papers. Revise the work done till the month of May.

**Here are few tips for you to follow :-**

- Set a permanent workplace and work-time. This will brings discipline in your life.
- Inculcate good manners – 4 magic words `Please, Thank you, Excuse me, Sorry' – Use them and see the difference.
- Help your mother to keep the house clean. Do small household jobs like dusting, watering the plants, laying dinner table and so on.
- Go out for morning walk, talk about things you see around.
- Keep your room clean and well organized.
- Take up yoga or any other form of healthy activity during the vacation.
- Last but not the least – Always speak in English with your family members and friends.

### **Special Note**

Visit your grand parents and strengthen your bond with them. Their love and emotional support is very important click snaps with them.



Learn Tables 2 to 12

- Do Revision Assignment of Chapter 1, 2 and 3.
- Do worksheet 1, 2 and 3 in book.

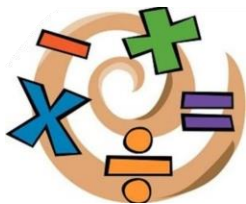
• **Project work:**

**(Roll no 1 to 18)**

- Take a cardboard piece and cut different shapes from it. Paste the cut pieces on a chart to make a clown. Name the different kind of shapes you used to make the clown. Also write, what does the clown do to make people laugh.

**(Roll no 19 to 36)**

- Make a chart of different types of fractions.  
( Book page no 109 ) Also write what is fraction?





READING TIME !!

**“Reading enhances our language skills and develops fluency, allowing us to express our thoughts and ideas better. Books quench our thirst for knowledge”**

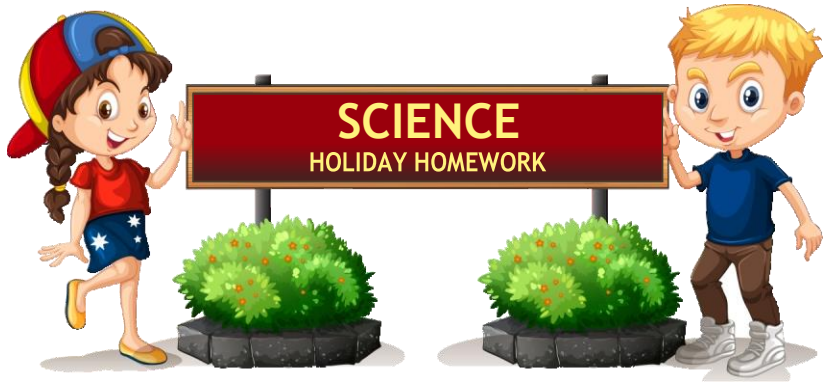
So read your favourite story book and write its title , moral of the story and characters on A4 sheet.

\*Adjective are the words which qualifies now and pronoun. Read the table and complete it. ( )use A4 sheet)

Positive degree	Comparative degree	Superlative degree
brave		
good		
	bigger	
		happiest
beautiful		Most beautiful
	stronger	
		Most difficult
dark		

\* Write a poem /story which your grandmother or grandfather shared with you. **(Roll no.1-18)**

\* On an A3 size sheet make a photo collage of your parents and grandparents displaying wonderful moments spent with them. **(Roll no. 19-36)**



Revise chapter 1, 2, 3

- **Project work:**

**Roll No. (1-18)**

1 . Find some waste shoe boxes at your home and add some sand, twigs and leaves inside it. Your Nest is ready. Now keep it in an open area so that birds can use it as a nest.

Click a photograph and paste it in your lab file and write few lines about it.

2 Collect feathers from the few places you visit and stick them in your lab file name the bird to which a particular feather belongs.

**Roll No. (19-36)**

3. Collect the leaves of different shapes dry and paste them in your scrap file.

4. Take a few gram seeds and so them in a small pot field with soil and water them regularly. Observe the growth of seed into seedlings. Click and paste the pictures during the showing of seeds and baby plant. Paste the pictures in your lab file and write few lines about it.



**(Roll no.1-18)**

Universe is a vast open his space with many celestial bodies read about it and write about few lines about your favourite Planet/Star/Galaxy.

**(Roll no. 19-36)**

Our history connects us with our archaeology. So collect information about Harappan culture and express your views on it.(use A4 sheet)





## सुलेखकार्य

1) प्रतिदिन 5 पंक्तियों का सुलेख अभ्यास कीजिए (use separate notebook)

Project Work: रचनात्मक कार्य

(Roll no. 1-12) : 1) अखबार के प्रथम पृष्ठ से बीस संज्ञा शब्दों को रेखांकित कर अपनी नोट बुक में लिखिए ।

(Roll no. 13-24) : 2) पशु पक्षियों पर आधारित कोई कहानी चित्रों की सहायता से A4 शीट पर दर्शाइए (चतुरबंदर )

(Roll no. 25-36): 3) गर्मियों के मौसम में पशुपक्षियों की सहायता हेतु माता-पिता के सहयोग से कोई एक कार्य करें।

(Roll. no. 1-18): 2) किन्हीं पाँच भारतीय भाषाओं के नाम लिखिए ?

(Roll. no. 19-36) : Make colourful flash cards of विलोमशब्द।




**( Roll no. 1-19 )**

1. Stick pictures of Hardware and Software with proper labeling in a File.

**(Roll no. 19-36)**

2. Write the Input , processing and output( IPO Cycle ) on A4 sheet :
  1. A car running on the road.
  2. Calling a person on a phone. (With the help of IPO Cycle) given in Page no. 12.





ਰਚਨਾਤਮਕ ਕੰਮ

1. Revise all work done in class.

2. ਰੋਜ਼ ਪੰਜ ਸ਼ਬਦ ਬੋਲ ਲਿਖਤ ਦੇ practice notebook ਵਿੱਚ ਲਿਖੋ।

**Roll No. ( 1 to 20 )**

3. ਬਚਤ ਕਰਨਾ ਚੰਗੀ ਆਦਤ ਹੈ ਤੁਸੀਂ ਆਪਣੀ ਗੋਲਕ ਲਗਾਓ ਅਤੇ ਇਕ ਸਾਲ ਬਾਅਦ ਉਸ ਵਿੱਚ

ਦੇਖੋ ਕਿ ਬਚਤ ਦੀ ਆਦਤ ਨੇ ਤੁਹਾਨੂੰ ਕਿੰਨਾ ਕੁਝ ਸਿਖਾਇਆ ਆਪਣੀ ਗੋਲਕ ਦੀ ਤਸਵੀਰ ਬਣਾਓ ਅਤੇ ਤੁਸੀਂ ਬਚਤ ਕਿਸ ਤਰਾਂ ਕੀਤੀ A4 sheet ਤੇ ਲਿਖੋ।

**Roll No. ( 21 Onwards)**

4. ਪੰਛੀ ਬੇਜ਼ਬਾਨ ਹੁੰਦੇ ਹਨ, ਤੁਸੀਂ ਕਿਹੜੇ ਕਿਹੜੇ ਕੰਮ ਉਨ੍ਹਾਂ ਦੀ ਭਲਾਈ ਲਈ ਕਰ ਸਕਦੇ ਹੋ ਆਪਣੇ ਸੁਝਾਅ A4 sheet ਤੇ ਲਿਖੋ ਅਤੇ ਵੱਖਰੇ ਵੱਖਰੇ ਪੰਛੀਆਂ ਦੇ ਚਿੱਤਰ ਇਕੱਠੇ ਕਰਕੇ ਲਗਾਓ।

# 7 Tips to boost your mental health this summer



Establish new routines




Get outside



Plan a getaway




Maintain a healthy sleep schedule



Stay active



Stay hydrated & eat healthy



Enjoy your vacation time

